

Lab089 : Python File Write

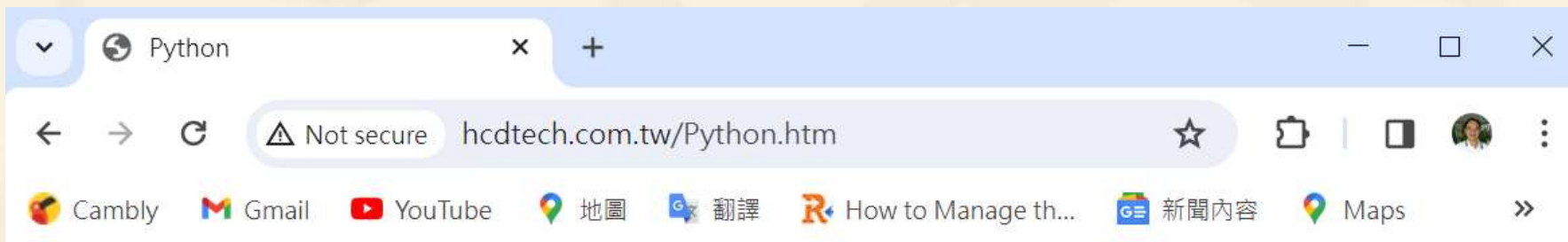
寫入檔案

(別怕! 跟著做你就會!)

盧樹台

shuhtai@uch.edu.tw

請至 www.hcdtech.com.tw 下載教材



<http://www.hcdtech.com.tw/Python.htm>



[\[首頁\]](#) [\[免費研習活動報名須知\]](#) [\[免費自助式教材分享\]](#) [\[Python\]](#) [\[產品簡介\]](#) [\[智慧型遙控器\]](#) [\[汽車震動防盜器\]](#) [\[門窗開啟警報器\]](#) [\[電子密碼鎖\]](#) [\[數位控制電風扇\]](#) [\[房屋電燈中央監控\]](#) [\[洗衣機數控面板\]](#) [\[雙光束雷射防盜器\]](#) [\[火警報知機\]](#)

所有的考卷都可以考100分，是我們自己錯過了！

學習秘訣=發問+練習

考卷發下去，時間到了收回來，如果沒有考到100分，這很正常。重點來了，不會的可以問，問完了練習，準備好了考卷再發下去。第二次還是沒有考到100分，這也很正常。沒關係，再來一次，不會的可以問，問完了練習，準備好了考卷第三次再發下去，.....，考到第N次如果還是沒有考到100分。沒關係，再來，不會的可以問，問完了練習，N+1次、N+2次、.....，你們都很聰明，知道我在說什麼，到最後考卷一定可以考100分！看懂了妳/你就會知道，原來學習的秘訣就是發問和練習！今天開始不懂就問，問完了練習，明年的妳/你肯定不一樣！

學習如何學習！

1

1 2

1 2 3

.....

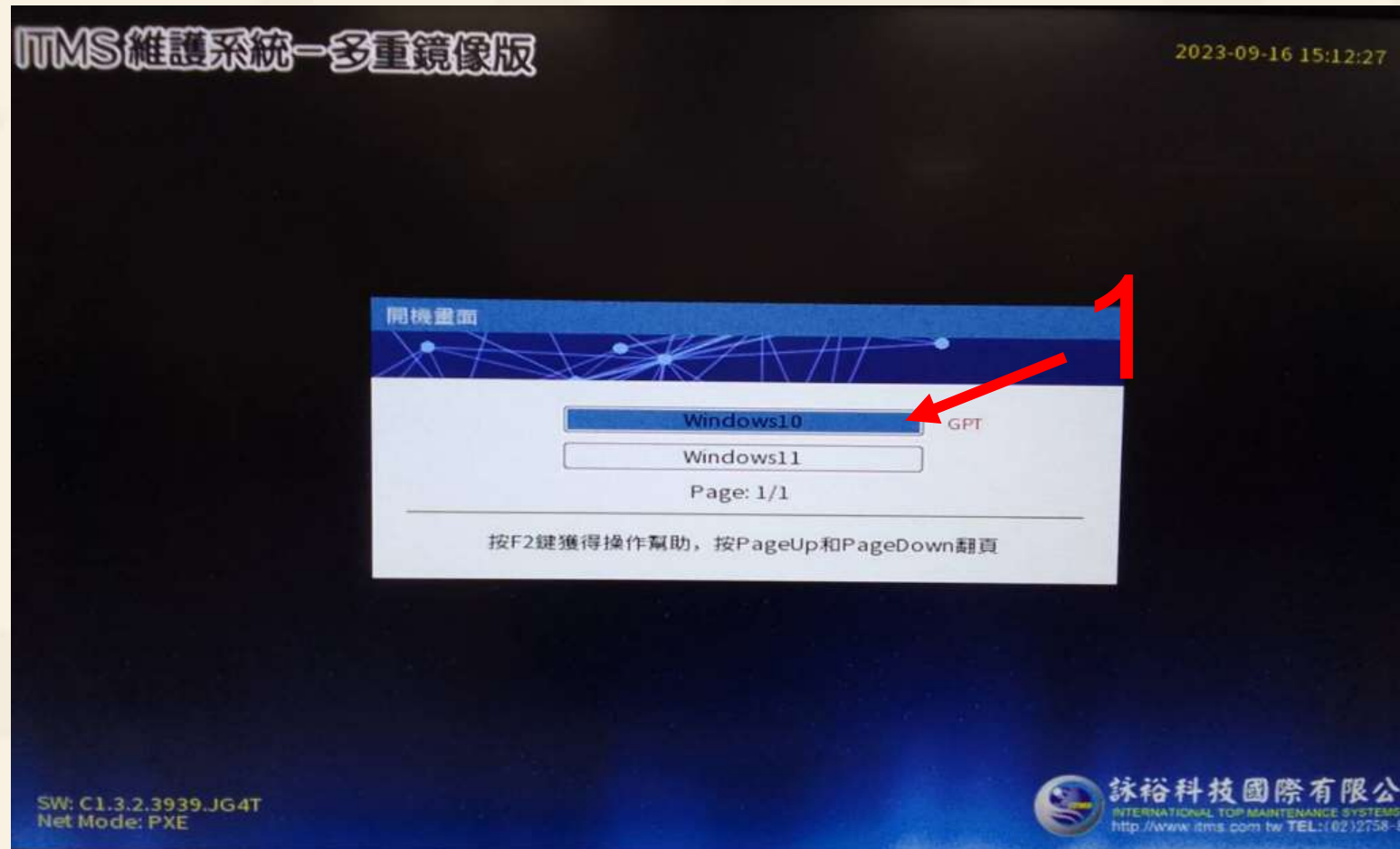
1 2 3 4 5 6 7 8 9 10

金字塔念書法



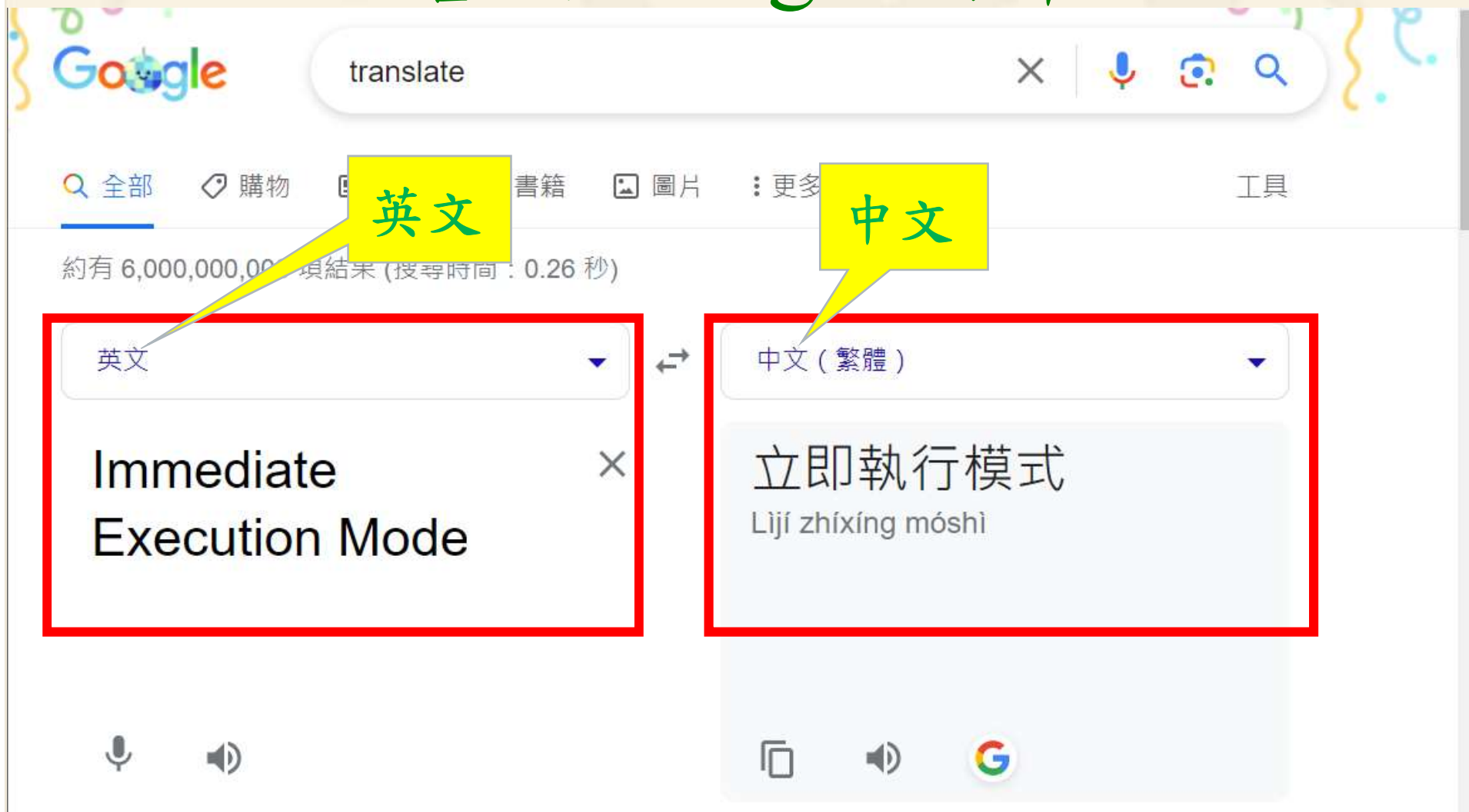
如果一本書有10個章節！先看第1章，在看第2章之前再把第1章看一遍，在看第3章之前再把第1, 2章看一遍，.....，等看到第10章的時候，第1, 2, 3, 4章恐怕已經背起來了！我稱這種念書法為金字塔念書法，今天開始照著做，明年的妳/你肯定不一樣！

請使用 Windows 10



1. 選用 Windows 10.

善用 Google 翻譯



請先開啟網頁閱讀

Python File Write

w3schools.com/python/python_file_write.asp

請用善用 Google 翻譯 讀懂 網頁 內容

Python Modules

- Python Dates
- Python Math
- Python JSON
- Python RegEx
- Python PIP
- Python Try...Except
- Python User Input
- Python String Formatting

File Handling

- Python File Handling
- Python Read Files
- Python Write/Create Files**
- Python Delete Files

Python Modules

- NumPy Tutorial
- Pandas Tutorial

Python file write

< Previous

Next >

Write to an Existing File

To write to an existing file, you must add a parameter to the `open()` function:

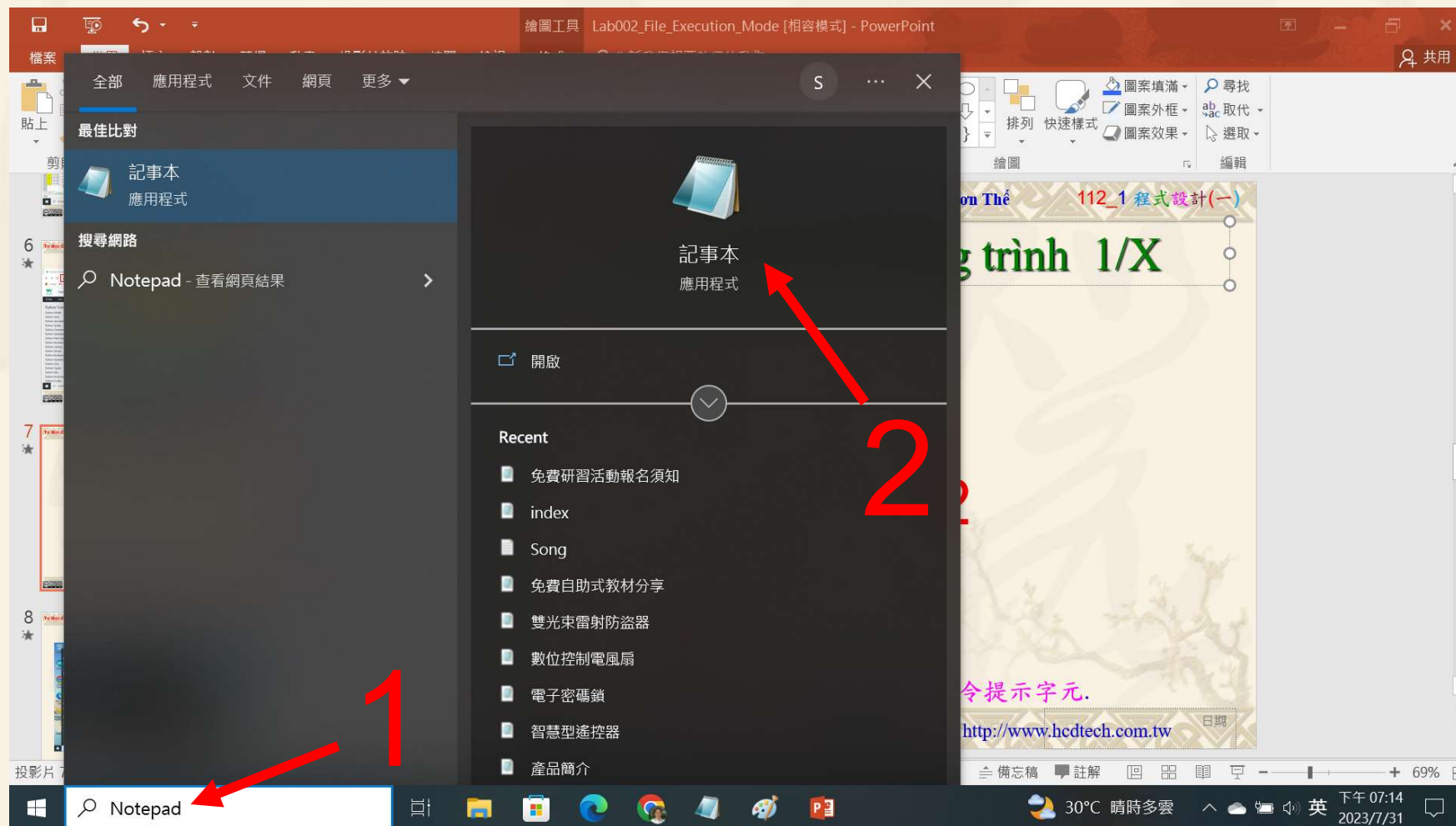
- "a" - Append - will append to the end of the file
- "w" - Write - will overwrite any existing content

Example

Open the file "demofile2.txt" and append content to the file:

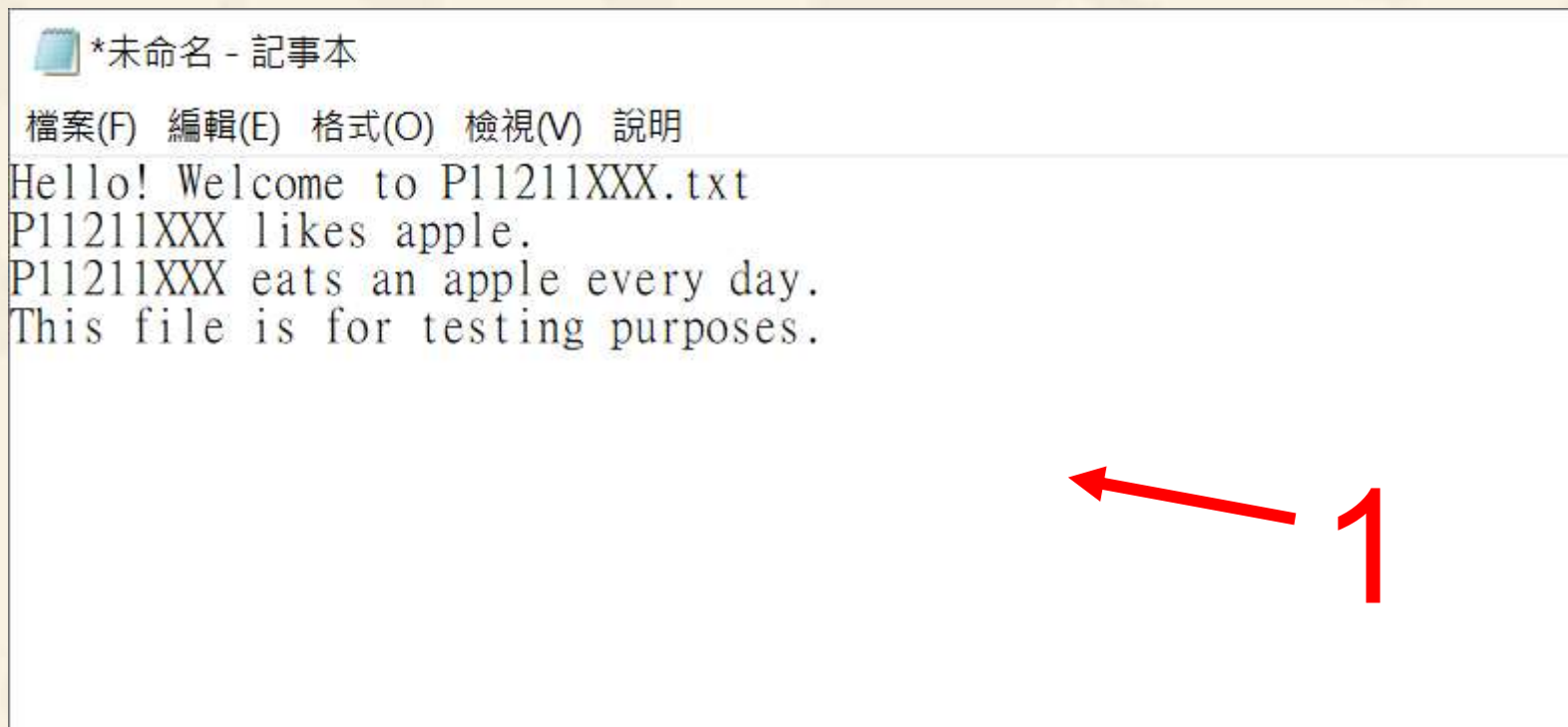
Get your own Python Server

建立一個文字文件 1/4



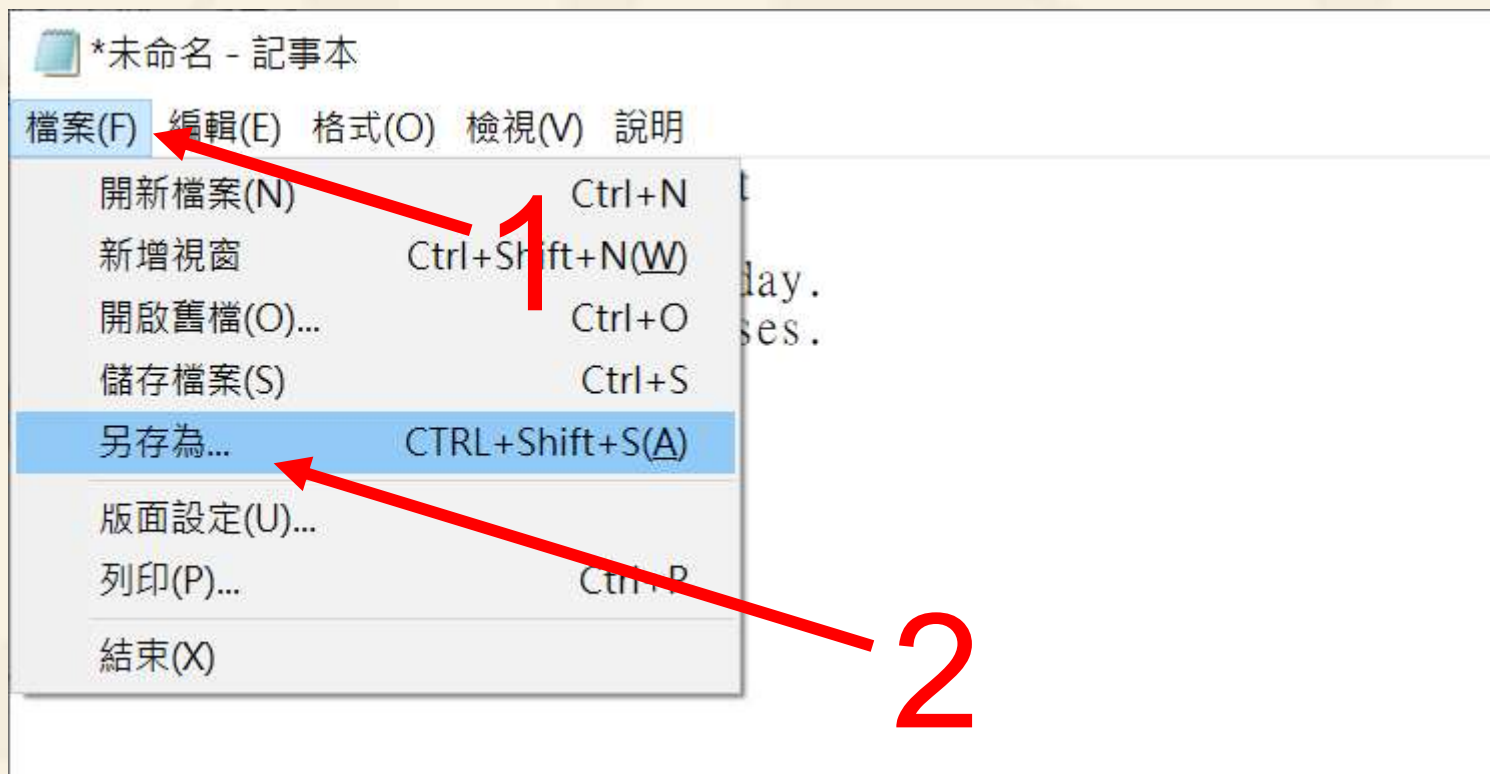
1. 鍵盤輸入Notepad. 2. 用滑鼠點選記事本.

建立一個文字文件 2/4



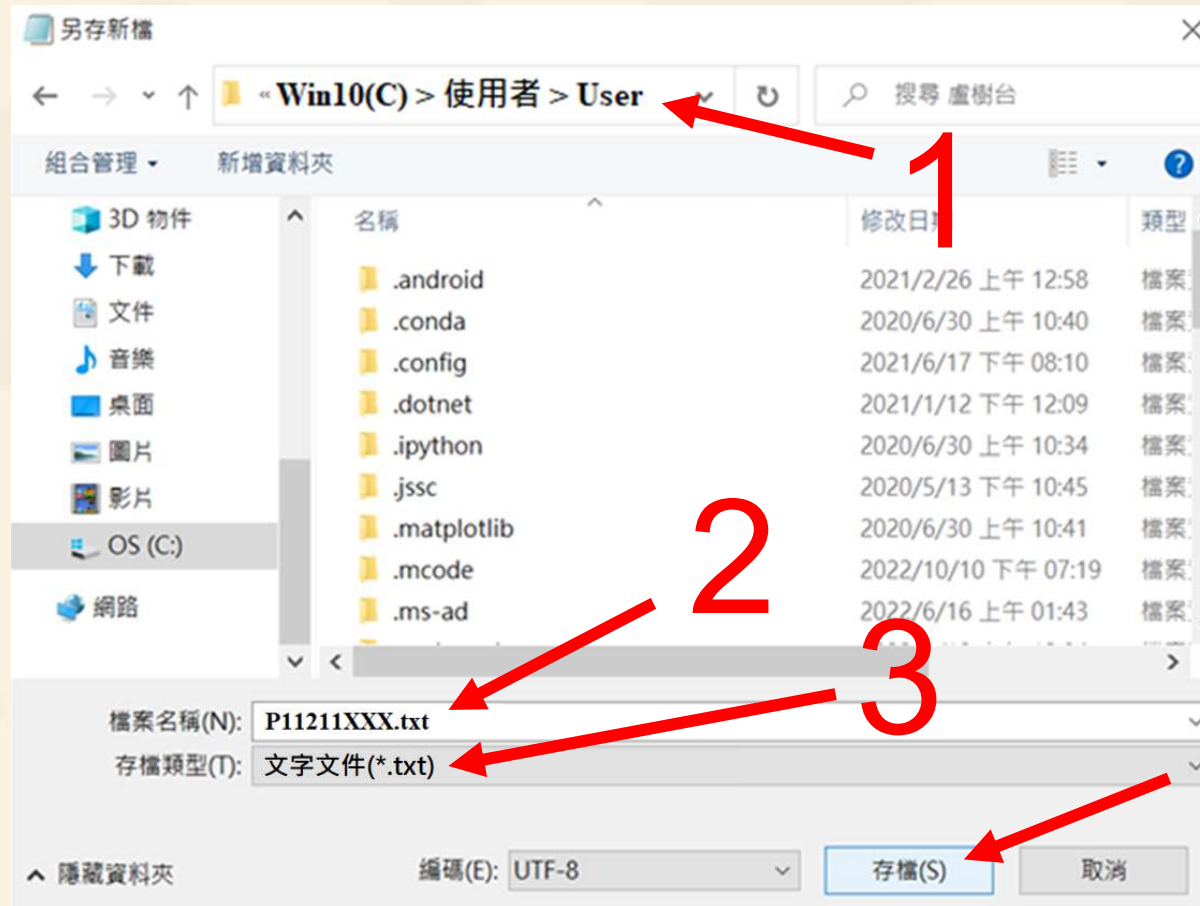
1. 用鍵盤輸入文字檔內容.

建立一個文字文件 3/4



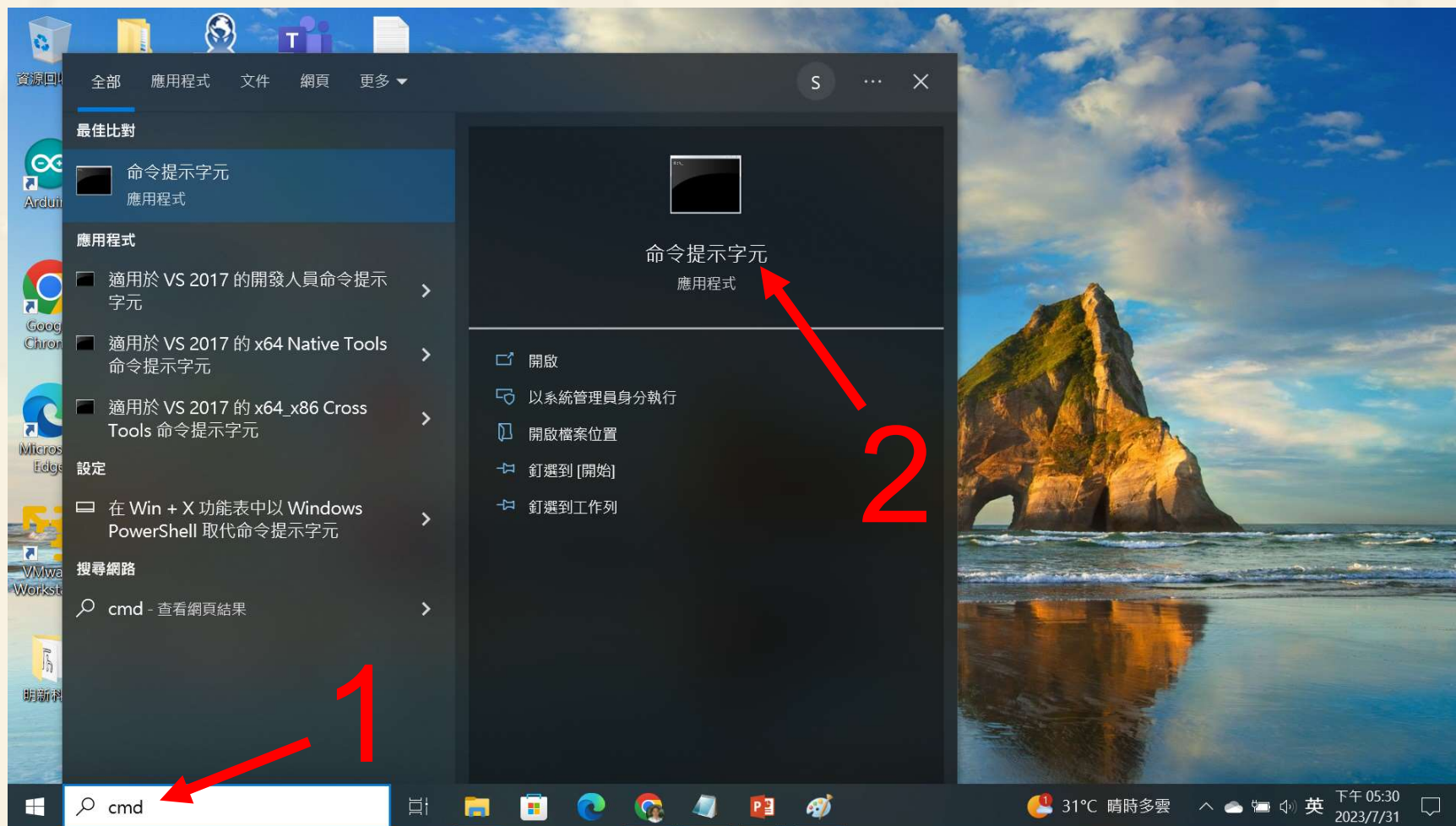
1. 用滑鼠點選檔案. 2. 用滑鼠點選另存為....

建立一個文字文件 4/4



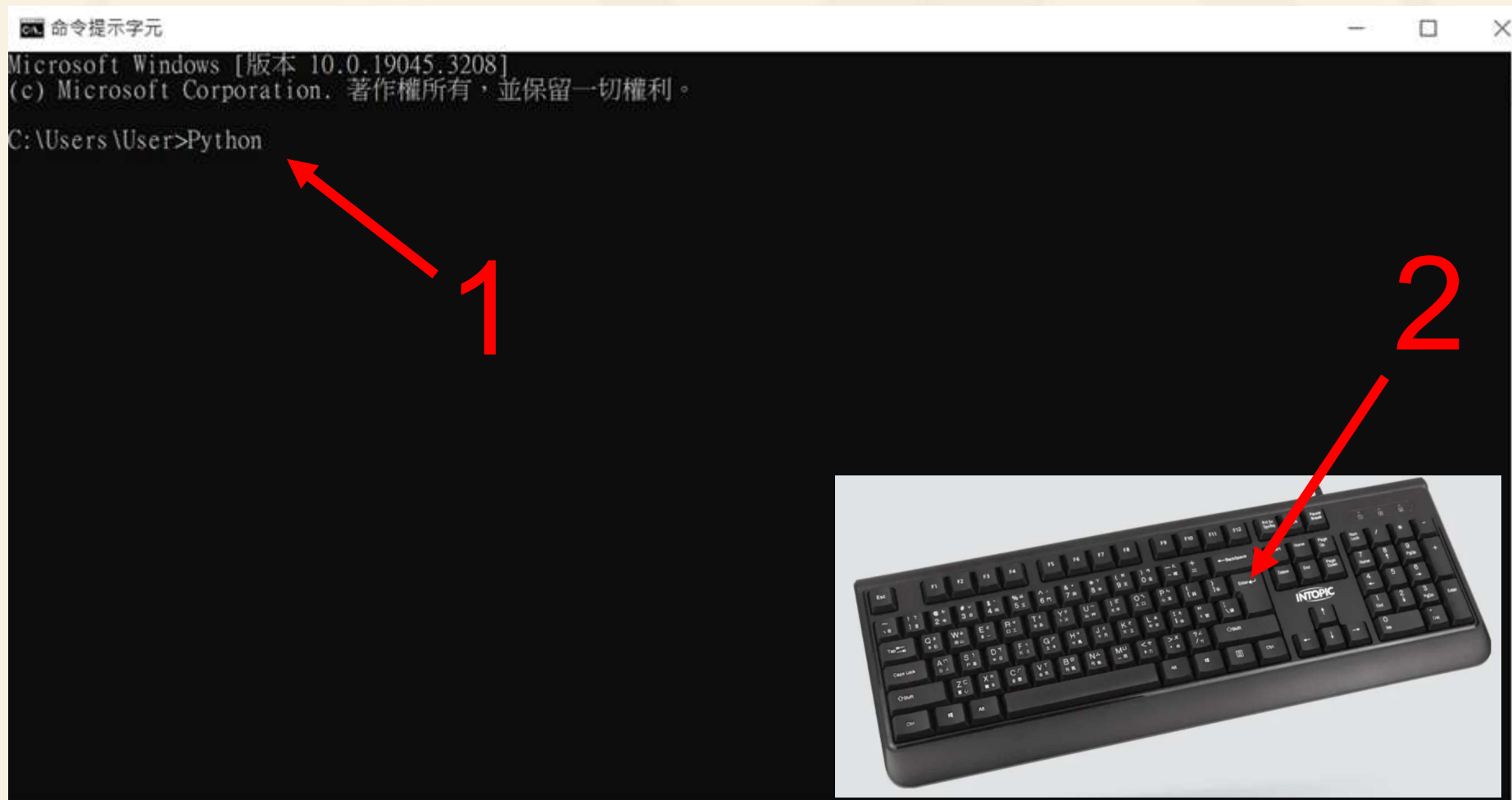
1. 資料夾 = C:\使用者>User>.
2. 檔案名稱 = P11211XXX.txt .
3. 存檔類型(T) = 文字文件(*.txt).
4. 用滑鼠點選 存檔.

使用內建Python 1/2



1. 鍵盤輸入cmd.
2. 用滑鼠點選命令提示字元.

使用內建Python 2/2



1. 用鍵盤輸入Python. 2. 按一下Enter.

立即執行模式 1/11

```
Microsoft Windows [版本 10.0.19045.3570]
(c) Microsoft Corporation. 著作權所有，並保留一切權利。

C:\Users\盧樹台>Python
Python 3.9.5 (tags/v3.9.5:0a7dcbd, May 3 2021, 17:27:52) [MSC v.1928 64 bit (AMD64)] on win32
Type "help", "copyright", "credits" or "license" for more information.
>>> f = open("P11211XXX.txt", "a")
```

Replace P11211XXX with your student ID

1. 用鍵盤輸入 `f = open("P11211XXX.txt", "a")`.
2. 按一下 Enter.

立即執行模式 2/11

```
命令提示字元 - Python
Microsoft Windows [版本 10.0.19045.3570]
(c) Microsoft Corporation. 著作權所有，並保留一切權利。
C:\Users\盧樹台>Python
Python 3.9.5 (tags/v3.9.5:0a7dcdb, May 3 2021, 17:27:52) [MSC v.1928 64 bit (AMD64)] on win32
Type "help", "copyright", "credits" or "license" for more information.
>>> f = open("P11211XXX.txt", "a")
>>> f.write("This text will be appended to P11211XXX.txt!")
```

Replace P11211XXX with your student ID




- 1. 用鍵盤輸入f.write("This 文字檔內容 2. 按一下 Enter.

立即執行模式 3/11

```
命令提示字元 - Python
Microsoft Windows [版本 10.0.19045.3570]
(c) Microsoft Corporation. 著作權所有，並保留一切權利。
C:\Users\盧樹台>Python
Python 3.9.5 (tags/v3.9.5:0a7dcdb, May 3 2021, 17:27:52) [MSC v.1928 64 bit (AMD64)] on win.2
Type "help", "copyright", "credits" or "license" for more information.
>>> f = open("P11211XXX.txt", "a")
>>> f.write("This text will be appended to P11211XXX.txt!")
44
>>> f.close()
```

1


2



1. 用鍵盤輸入f.close(). 2. 按一下Enter.

立即執行模式 4/11

```
命令提示字元 - Python
Microsoft Windows [版本 10.0.19045.3570]
(c) Microsoft Corporation. 著作權所有，並保留一切權利。
C:\Users\盧樹台>Python
Python 3.9.5 (tags/v3.9.5:0a7dcdb, May 3 2021, 17:27:52) [MSC v.1928 64 bit (AMD64)] on win32
Type "help", "copyright", "credits" or "license" for more information.
>>> f = open("P11211XXX.txt", "a")
>>> f.write("This text will be appended to P11211XXX.txt!")
44
>>> f.close()
>>> f = open("P11211XXX.txt", "r")
```



Replace P11211XXX with your student ID

1. 用鍵盤輸入 `f = open("P11211XXX.txt", "r")`.
2. 按一下 Enter.

立即執行模式 5/11

```
命令提示字元 - Python
Microsoft Windows [版本 10.0.19045.3570]
(c) Microsoft Corporation. 著作權所有，並保留一切權利。

C:\Users\盧樹台>Python
Python 3.9.5 (tags/v3.9.5:0a7dcbd, May 3 2021, 17:27:52) [MSC v.1928 64 bit (AMD64)] on win32
Type "help", "copyright", "credits" or "license" for more information.
>>> f = open("P11211XXX.txt", "a")
>>> f.write("This text will be appended to P11211XXX.txt!")
44
>>> f.close()
>>> f = open("P11211XXX.txt", "r")
>>> print(f.read())
```



1. 用鍵盤輸入print(f.read()).
2. 按一下Enter.

立即執行模式 6/11

```
命令提示字元 - Python
Microsoft Windows [版本 10.0.19045.3570]
(c) Microsoft Corporation. 著作權所有，並保留一切權利。

C:\Users\盧樹台>Python
Python 3.9.5 (tags/v3.9.5:0a7dcbd, May 3 2021, 17:27:52) [MSC v.1928 64 bit (AMD64)] on win32
Type "help", "copyright", "credits" or "license" for more information.
>>> f = open("P11211XXX.txt", "a")
>>> f.write("This text will be appended to P11211XXX.txt!")
44
>>> f.close()
>>> f = open("P11211XXX.txt", "r")
>>> print(f.read())
Hello! Welcome to P11211XXX.txt
P11211XXX likes apple.
P11211XXX eats an apple every day.
This file is for testing purposes.This text will be appended to P11211XXX.txt!
>>> f = open("P11211XXX.txt", "w")
```



1. 用鍵盤輸入 `f = open("P11211XXX.txt", "w")`. 2. 按一下 **Enter**.

立即執行模式 7/11

```
命令提示字元 - Python
Microsoft Windows [版本 10.0.19045.3570]
(c) Microsoft Corporation. 著作權所有，並保留一切權利。
C:\Users\盧樹台>Python
Python 3.9.5 (tags/v3.9.5:0a7dcbd, May 3 2021, 17:27:52) [MSC v.1928 64 bit (AMD64)] on win32
Type "help", "copyright", "credits" or "license" for more information.
>>> f = open("P11211XXX.txt", "a")
>>> f.write("This text will be appended to P11211XXX.txt!")
44
>>> f.close()
>>> f = open("P11211XXX.txt", "r")
>>> print(f.read())
Hello! Welcome to P11211XXX.txt
P11211XXX likes apple.
P11211XXX eats an apple every day.
This file is for testing purposes.This text will be appended to P11211XXX.txt!
>>> f = open("P11211XXX.txt", "w")
>>> f.write("The 'w' will overwrite all the content!")
```

2



1

1. 用鍵盤輸入f.write("The 'w' will")
2. 按一下Enter.

立即執行模式 8/11

```
命令提示字元 - Python
Microsoft Windows [版本 10.0.19045.3570]
(c) Microsoft Corporation. 著作權所有，並保留一切權利。

C:\Users\盧樹台>Python
Python 3.9.5 (tags/v3.9.5:0a7dcbd, May 3 2021, 17:27:52) [MSC v.1928 64 bit (AMD64)] on win32
Type "help", "copyright", "credits" or "license" for more information.
>>> f = open("P11211XXX.txt", "a")
>>> f.write("This text will be appended to P11211XXX.txt!")
44
>>> f.close()
>>> f = open("P11211XXX.txt", "r")
>>> print(f.read())
Hello! Welcome to P11211XXX.txt
P11211XXX likes apple.
P11211XXX eats an apple every day.
This file is for testing purposes.This text will be appended to P11211XXX.txt!
>>> f = open("P11211XXX.txt", "w")
>>> f.write("The 'w' will overwrite all the content!")
39
>>> f.close()
```



1

2

1. 用鍵盤輸入f.close()。
2. 按一下Enter。

立即執行模式 9/11

```
命令提示字元 - Python
Microsoft Windows [版本 10.0.19045.3570]
(c) Microsoft Corporation. 著作權所有，並保留一切權利。

C:\Users\盧樹台>Python
Python 3.9.5 (tags/v3.9.5:0a7dcbd, May 3 2021, 17:27:52) [MSC v.1928 64 bit (AMD64)] on win32
Type "help", "copyright", "credits" or "license" for more information.
>>> f = open("P11211XXX.txt", "a")
>>> f.write("This text will be appended to P11211XXX.txt!")
44
>>> f.close()
>>> f = open("P11211XXX.txt", "r")
>>> print(f.read())
Hello! Welcome to P11211XXX.txt
P11211XXX likes apple.
P11211XXX eats an apple every day.
This file is for testing purposes.This text will be appended to P11211XXX.txt!
>>> f = open("P11211XXX.txt", "w")
>>> f.write("The 'w' will overwrite all the content!")
39
>>> f.close()
>>> f = open("P11211XXX.txt", "r")
```



1

2

Replace P11211XXX with your student ID

1. 用鍵盤輸入 `f = open("P11211XXX.txt", "r")`. 2. 按一下Enter.

立即執行模式 10/11

```
命令提示字元 - Python
Microsoft Windows [版本 10.0.19045.3570]
(c) Microsoft Corporation. 著作權所有，並保留一切權利。

C:\Users\盧樹台>Python
Python 3.9.5 (tags/v3.9.5:0a7dcbd, May 3 2021, 17:27:52) [MSC v.1928 64 bit (AMD64)] on win32
Type "help", "copyright", "credits" or "license" for more information.
>>> f = open("P11211XXX.txt", "a")
>>> f.write("This text will be appended to P11211XXX.txt!")
44
>>> f.close()
>>> f = open("P11211XXX.txt", "r")
>>> print(f.read())
Hello! Welcome to P11211XXX.txt
P11211XXX likes apple.
P11211XXX eats an apple every day.
This file is for testing purposes.This text will be appended to P11211XXX.txt!
>>> f = open("P11211XXX.txt", "w")
>>> f.write("The 'w' will overwrite all the content!")
39
>>> f.close()
>>> f = open("P11211XXX.txt", "r")
>>> print(f.read())
```



2

1

1. 用鍵盤輸入print(f.read()). 2. 按一下Enter.

立即執行模式 11/11

```
命令提示字元 - Python
Microsoft Windows [版本 10.0.19045.3570]
(c) Microsoft Corporation. 著作權所有，並保留一切權利。

C:\Users\盧樹台>Python
Python 3.9.5 (tags/v3.9.5:0a7dcdb, May 3 2021, 17:27:52) [MSC v.1928 64 bit (AMD64)] on win32
Type "help", "copyright", "credits" or "license" for more information.
>>> f = open("P11211XXX.txt", "a")
>>> f.write("This text will be appended to P11211XXX.txt!")
44
>>> f.close()
>>> f = open("P11211XXX.txt", "r")
>>> print(f.read())
Hello! Welcome to P11211XXX.txt
P11211XXX likes apple.
P11211XXX eats an apple every day.
This file is for testing purposes.This text will be appended to P11211XXX.txt!
>>> f = open("P11211XXX.txt", "w")
>>> f.write("The 'w' will overwrite all the content!")
39
>>> f.close()
>>> f = open("P11211XXX.txt", "r")
>>> print(f.read())
The 'w' will overwrite all the content!
>>> exit()
```



2

1

1. 用鍵盤輸入exit(). 2. 按一下Enter.

Verification Criteria of Lab089

(Lab089的驗收規範)寫入檔案

**P11211XXX 必需
更換為您的學號**

Ask the teacher to give you points after completing the illustrated results.

(完成右圖指定成果後請教師在您的座位驗收並讓您簽名加分)

```
命令提示字元
Microsoft Windows [版本 10.0.19045.3570]
(c) Microsoft Corporation. 著作權所有，並保留一切權利。
C:\Users\盧樹台>Python
Python 3.9.5 (tags/v3.9.5:0a7dcdb, May 3 2021, 17:27:52) [MSC v.1928 64 bit (AMD64)] on win32
Type "help", "copyright", "credits" or "license" for more information.
>>> f = open("P11211XXX.txt", "a")
>>> f.write("This text will be appended to P11211XXX.txt!")
44
>>> f.close()
>>> f = open("P11211XXX.txt", "r")
>>> print(f.read())
Hello! Welcome to P11211XXX.txt
P11211XXX likes apple.
P11211XXX eats an apple every day.
This file is for testing purposes.This text will be appended to P11211XXX.txt!
>>> f = open("P11211XXX.txt", "w")
>>> f.write("The 'w' will overwrite all the content!")
39
>>> f.close()
>>> f = open("P11211XXX.txt", "r")
>>> print(f.read())
The 'w' will overwrite all the content!
>>> exit()
C:\Users\盧樹台>
```

Every student must do Lab089 once!

(每一位學生至少都要用自己的電腦做一次Lab089!)

養成良好的工作態度

- 離開實驗室時請整理自己的工作座位，為自己的工作態度加分：
 - (1)滑鼠鍵盤歸位 (2)電腦關機 (3)螢幕關閉電源 (4)椅背靠妥 (5)個人責任區(工作座位及週邊範圍)應整潔，不遺留垃圾紙屑等。

